



Africa Oil Corp.

THE NEXT PHASE OF VALUE CREATION

ENERCOM CONFERENCE

August 2024

FORWARD-LOOKING STATEMENTS

This document has been prepared and issued by and is the sole responsibility of Africa Oil Corp. (the "Company") and its subsidiaries. It comprises the written materials for a presentation to investors and/or industry professionals concerning the Company's business activities. By attending this presentation and/or reviewing a copy of this document, you agree to be bound by the following conditions and will be taken to have represented, warranted and undertaken that you have agreed to the following conditions.

This presentation may not be copied, published, distributed or transmitted. It is not an offer or invitation to subscribe for or purchase any securities and nothing contained herein shall form the basis of any contract or commitment whatsoever. This presentation does not constitute or form part of any offer or invitation to whatsoever, sell or issue, or any solicitation of any offer to purchase or subscribe for, any shares in the Company in any jurisdiction nor shall it or any part of it nor the fact of its distribution form the basis of, or be relied on in connection with, any contract commitment or investment decision in relation thereto nor does it constitute a recommendation regarding the securities of the Company. The information contained in this presentation may not be used for any other purposes.

All statements other than statements of historical fact may be forward-looking statements. Statements concerning proven and probable reserves and resource estimates may also be deemed to constitute forward-looking statements and reflect conclusions that are based on certain assumptions that the reserves and resources can be economically exploited. Any statements that express or involve discussions with respect to predictions, expectations, beliefs, plans, projections, objectives, assumptions or future events or performance (often, but not always, using words or phrases such as "seek", "anticipate", "plan", "continue", "estimate", "expect", "may", "will", "project", "predict", "potential", "targeting", "intend", "could", "might", "should", "believe" and similar expressions) are not statements of historical fact and may be "forward-looking statements". Forward-looking statements involve known and unknown risks, uncertainties and other factors that may cause actual results or events to differ materially from those anticipated in such forward-looking statements. The Company believes that the expectations reflected in those forward-looking statements are reasonable, but no assurance can be given that these expectations will prove to be correct and such forward-looking statements should not be unduly relied upon. The Company does not intend, and does not assume any obligation, to update these forward-looking statements, except as required by applicable laws. These forward-looking statements involve risks and uncertainties relating to, among other things, changes in oil prices, results of exploration and development activities, uninsured risks, regulatory changes, defects in title, availability of materials and equipment, timeliness of government or other regulatory approvals, actual performance of facilities, availability of financing on reasonable terms, availability of third party service providers, equipment and processes relative to specifications and expectations and unanticipated environmental impacts on operations.

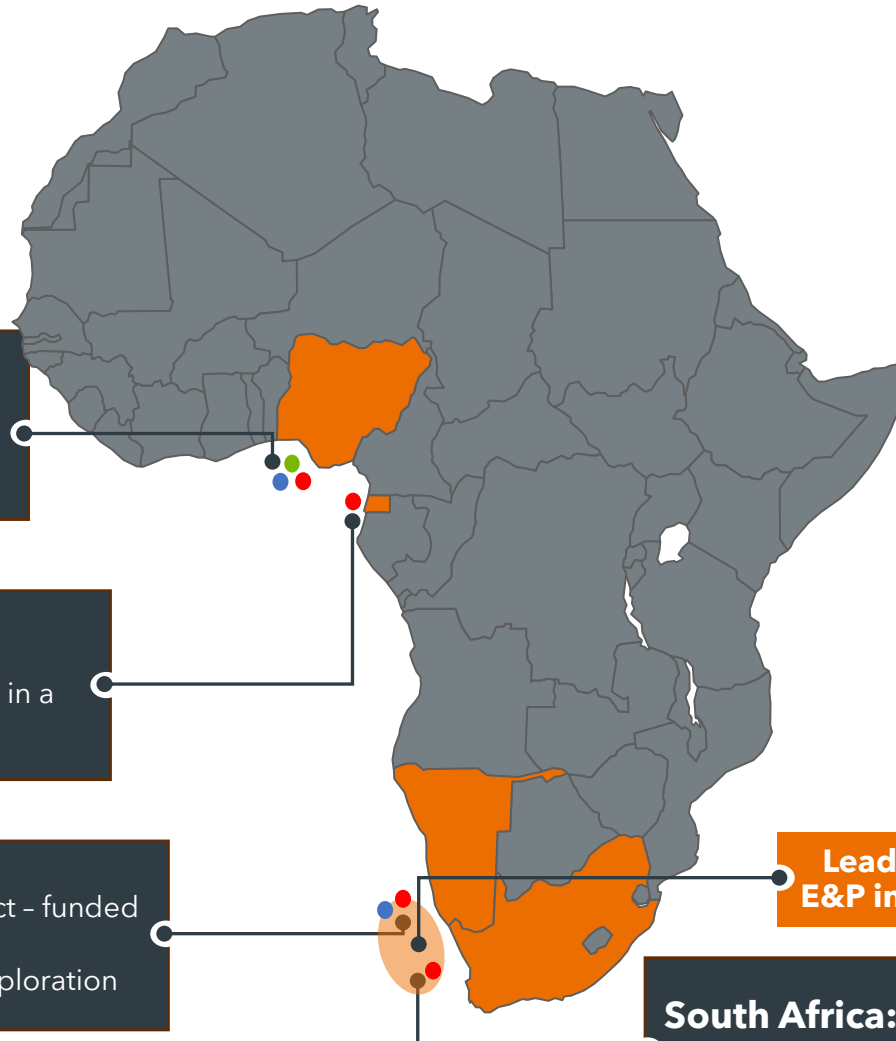
Actual results may differ materially from those expressed or implied by such forward-looking statements. This update contains certain forward-looking information that reflect the current views and/or expectations of management of the Company with respect to its performance, business and future events including statements with respect to financings and the Company's plans for growth and expansion. Such information is subject to a number of risks, uncertainties and assumptions, which may cause actual results to be materially different from those expressed or implied including the risk that the Company is unable to obtain required financing and risks and uncertainties inherent in oil exploration and development activities. Readers are cautioned that the assumptions used in the preparation of such information, such as market prices for oil and gas and chemical products, the Company's ability to explore, develop, produce and transport crude oil and natural gas to markets and the results of exploration and development drilling and related activities, although considered reasonable at the time of preparation, may prove to be imprecise and, as such, undue reliance should not be placed on forward-looking information. The Company assumes no future obligation to update these forward-looking information except as required by applicable securities laws.

Certain data in this presentation was obtained from various external data sources, and the Company has not verified such data with independent sources. Accordingly, no representation or warranty, express or implied, is made and no reliance should be placed, on the fairness, accuracy, correctness, completeness or reliability of that data, and such data involves risks and uncertainties and is subject to change based on various factors.

No reliance may be placed for any purposes whatsoever on the information contained in this presentation or on its completeness. The Company and its members, directors, officers and employees are under no obligation to update or keep current information contained in this presentation, to correct any inaccuracies which may become apparent, or to publicly announce the result of any revision to the statements made herein except where they would be required to do so under applicable law, and any opinions expressed in them are subject to change without notice, whether as a result of new information or future events. No representation or warranty, express or implied, is given by the Company or any of its subsidiaries undertakings or affiliates or directors, officers or any other person as to the fairness, accuracy, correctness, completeness or reliability of the information or opinions contained in this presentation, nor have they independently verified such information, and any reliance you place thereon will be at your sole risk. Without prejudice to the foregoing, no liability whatsoever (in negligence or otherwise) for any loss howsoever arising, directly or indirectly, from any use of this presentation or its contents or otherwise arising in connection therewith is accepted by any such person in relation to such information.

INTRODUCTION TO AFRICA OIL

- Production
- Development
- Exploration & Appraisal



Deepwater Nigeria:

- High netback producing assets
- High return and low risk development opportunities

Equatorial Guinea:

- Infrastructure-led exploration in a proven basin

Namibia:

- World-class Venus project - funded to production
- Carried Orange Basin exploration and appraisal assets

Leading Independent E&P in the Orange Basin

South Africa:

- Carried exploration in partnership with Major operator

Dual-Listed

TSX / Stockholm

Market Capitalization

\$700 million

2P Reserves ¹

104.4_{MMBOE}

FY'23 Average Production²

44.8_{KBOE/d}

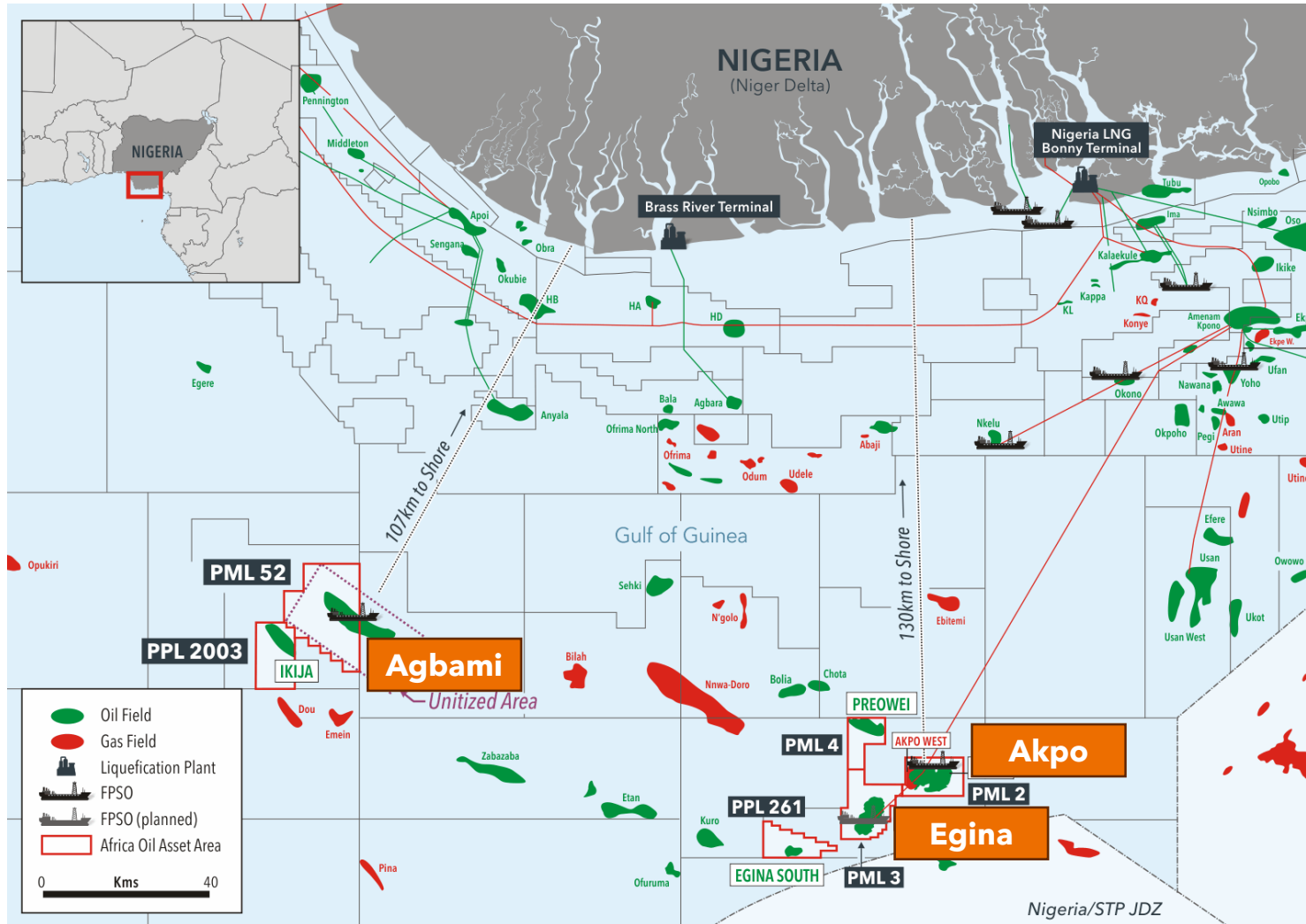
Catalysts

High IRR Developments
High Impact E&A Wells

Notes:

1. AOC pro-forma W.I. reserves through the Prime consolidation, based on RISC's NI 51-101 report for YE'2023.
2. AOC pro-forma Entitlement production through the Prime consolidation.

DEEPWATER NIGERIA PRODUCTION BASE



3 of the Top 5 Fields in Nigeria by Production

Operators

Highly experienced

High Quality & Well Maintained

FPSO hubs

>100km Offshore

Uninterrupted operations with direct shuttle tanker cargo liftings and sales to the international markets

PML 2,3,4 & PPL 261

Net W.I. of 16%¹

PML 52 & PPL 2003

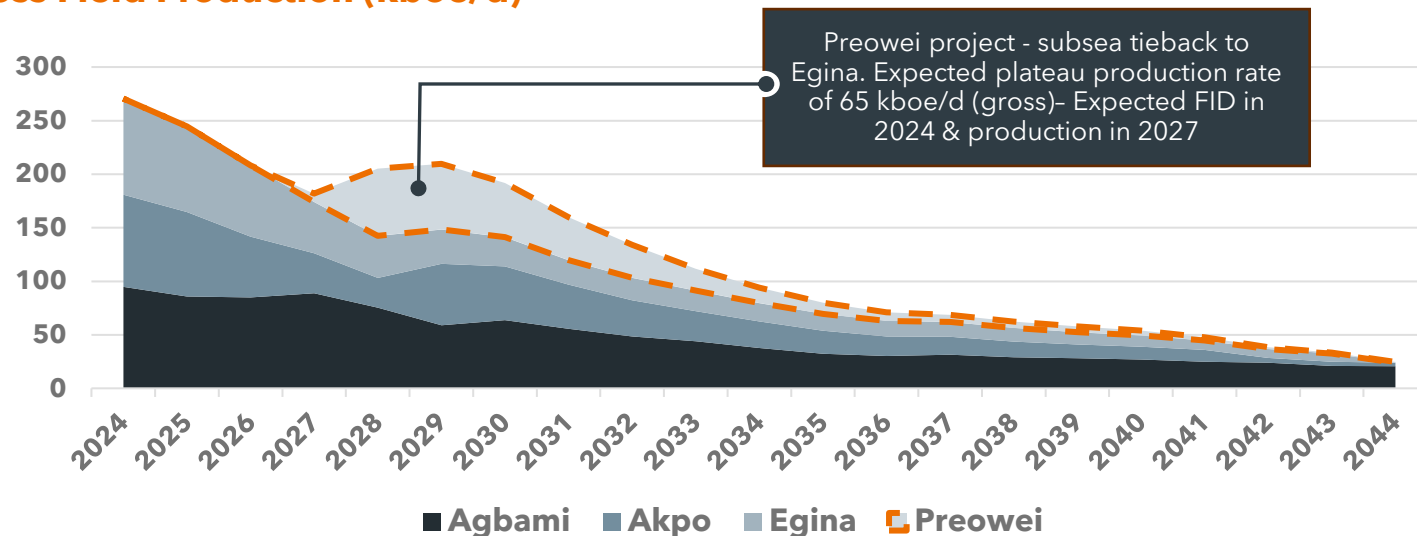
Net W.I. of 8%^{1,2}

Notes:

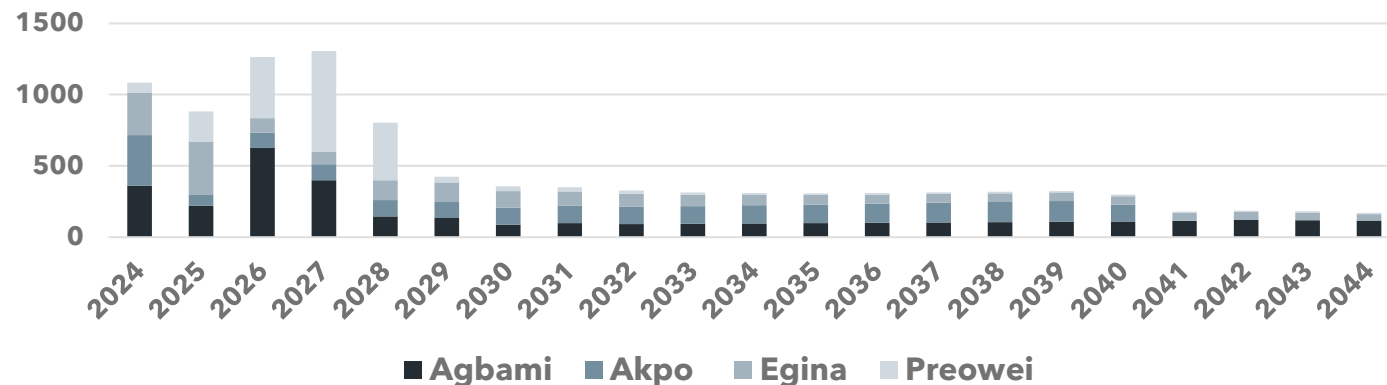
1. Pro-forma consolidated interest, subject to customary consent and approvals, including AOC shareholder approval.
2. Agbami field in unitised across two license areas with PML 52 currently assigned 62.5%. This is subject to a redetermination that could see PML 52 being granted an increase of interest to 72.1%. This revision is pending implementation.

SUBSTANTIAL REMAINING RESOURCE BASE

Gross Field Production (kboe/d)



Gross Field CAPEX/ABEX (US\$ million)



Source: Profiles are based on AOC's NI 51-101 report prepared by RISC for YE'23.

Long Life Assets

~2.2bn boe (gross)

Produced through to YE'23

~0.9bn boe (gross)¹

Remaining recoverable resources (2P)

~86% liquids

Premium oil and condensate

~60%

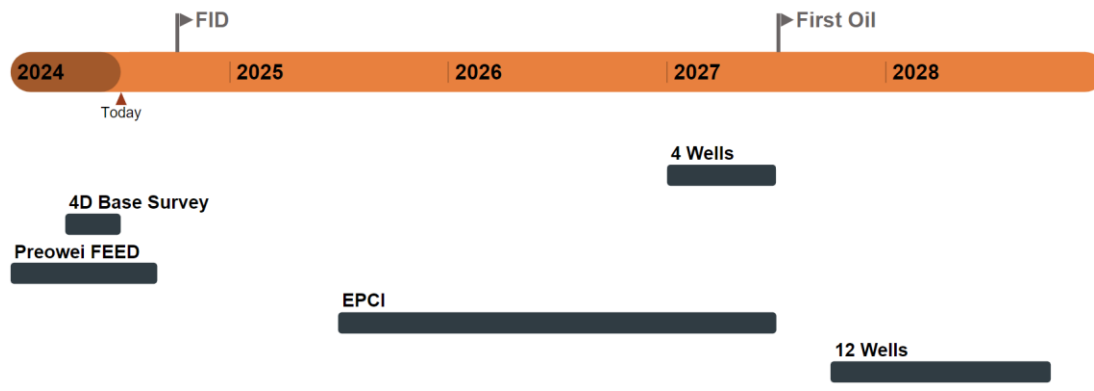
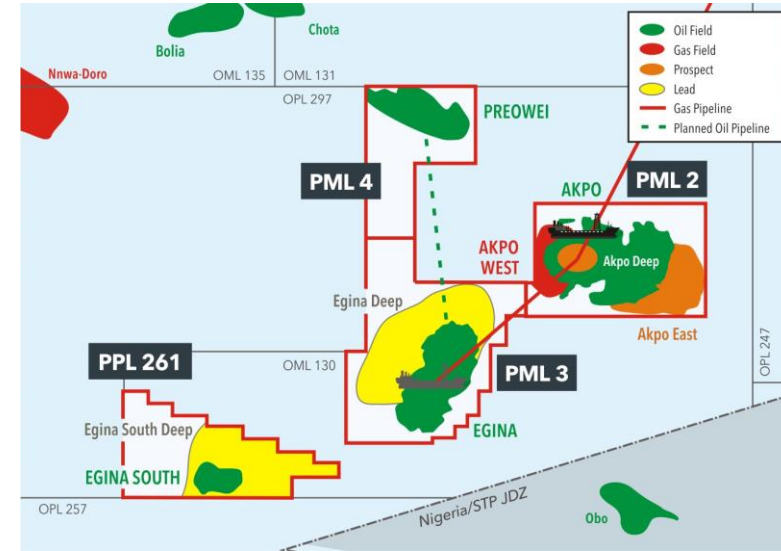
of 2P reserves¹ base is Proven category (P90)

Note:

¹ Gross field estimate based on AOC's NI 51-101 2P reserves statement.

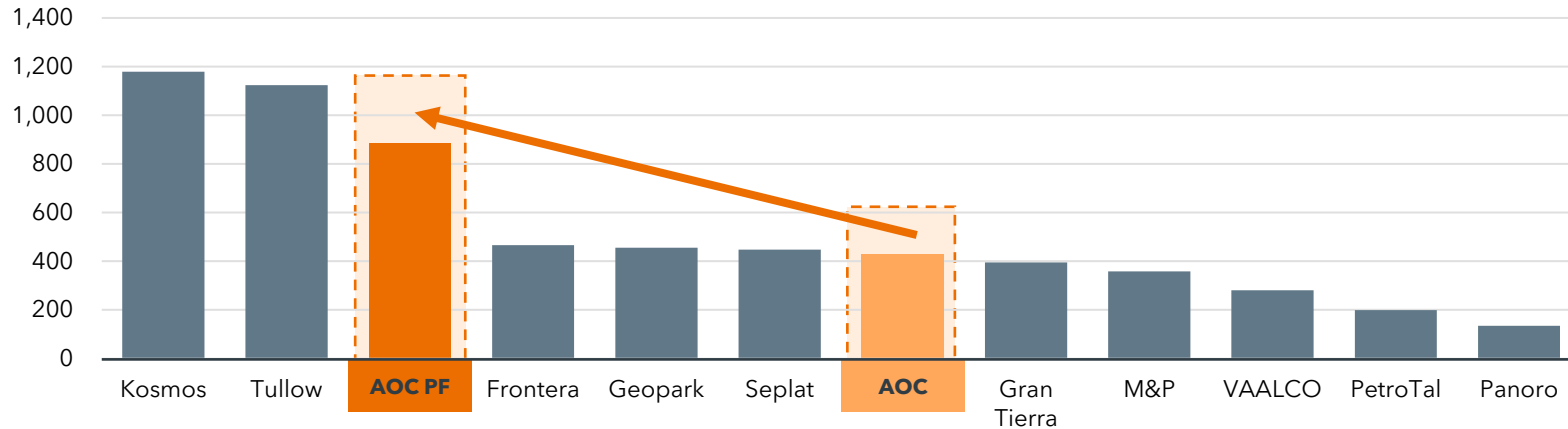
PREOWEI DEVELOPMENT PROJECT

- 29km north of Egina in water depths ranging between 1,100m - 1,300m
- Subsea tieback to Egina FPSO with FDP approved in Q2'19
- Egina FPSO designed as regional hub for production from fields within the license areas and/or beyond
- Subsea tieback with 8 producers and 8 injectors to recover 112mmbbl gross field (~18mmbbl W.I., net)
- Plateau production of 65,000 bopd with surplus gas exported to Bonny LNG plant

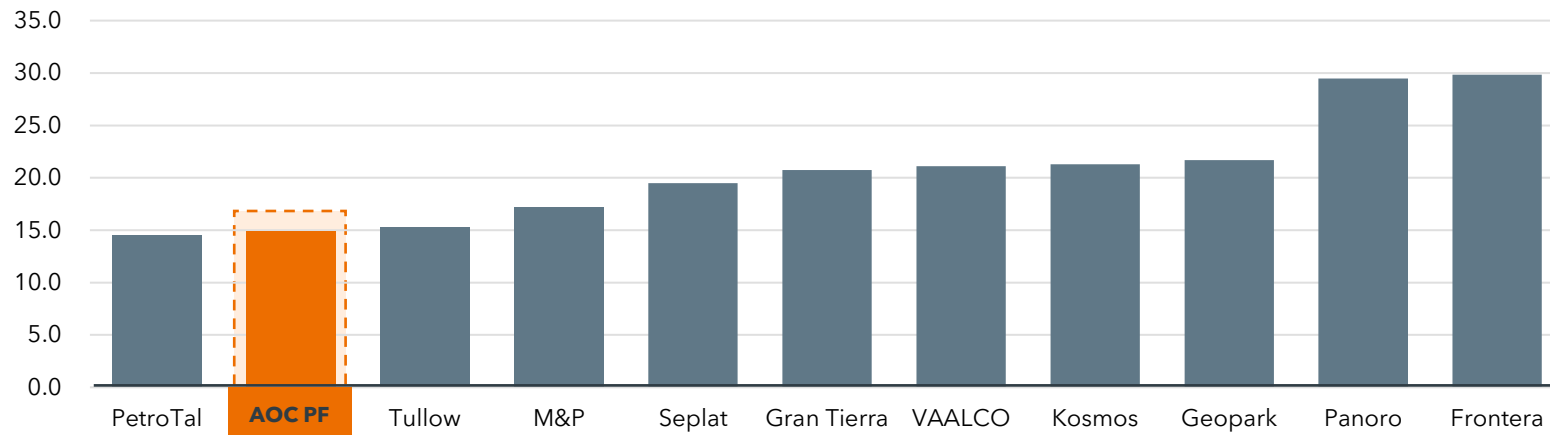


SUPERIOR PROFITABILITY METRICS

EBITDA Scale Compared to the Peer Group (US\$MM)



Opex Per Barrel Compared to the Peer Group⁽¹⁾ (US\$/boe)



Note: (1) Calculated as 2023 annual operating costs (including corporate overheads) divided by annual produced WI volumes; (2) Based on 2023 EBITDA over 2023 WI production. Source: FactSet, Company disclosure

Premium Brent Pricing

FY'23 Average Sales Price

US\$84.6/bbl

Average Dated Brent: US\$82.6/bbl

High Margins⁽²⁾

FY'23 Average EBITDA/boe

US\$61.1/boe

Peer Group Average: US\$38.5/boe

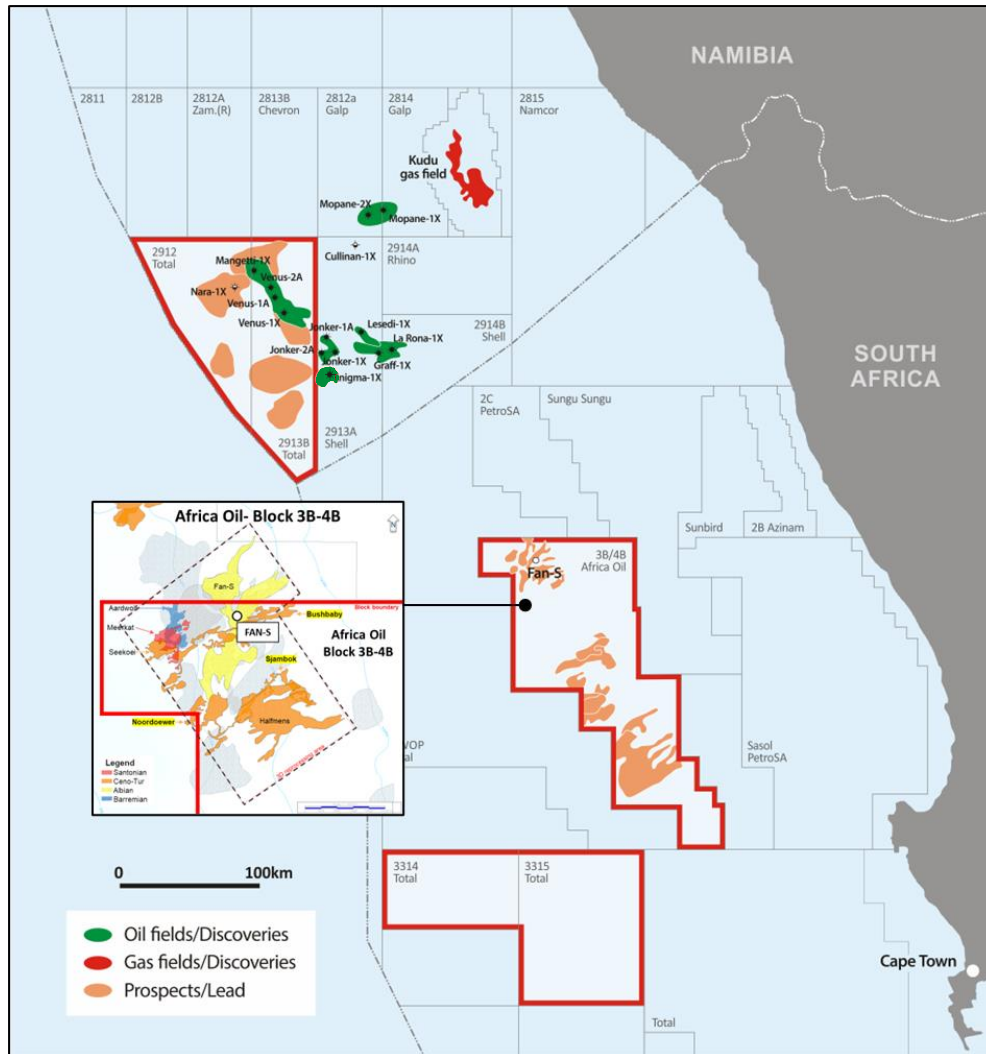
Low Operating Costs

FY'23 Average OPEX

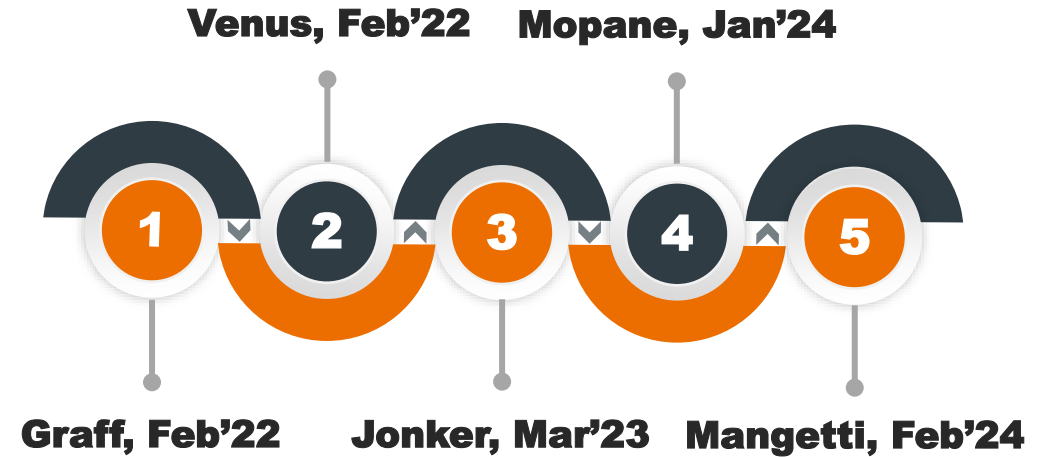
US\$15.0/boe

Peer Group Average:
US\$21.1/boe

LEADING INDEPENDENT E&P IN THE ORANGE BASIN



Major Discoveries



Block 2913B/2912, Namibia

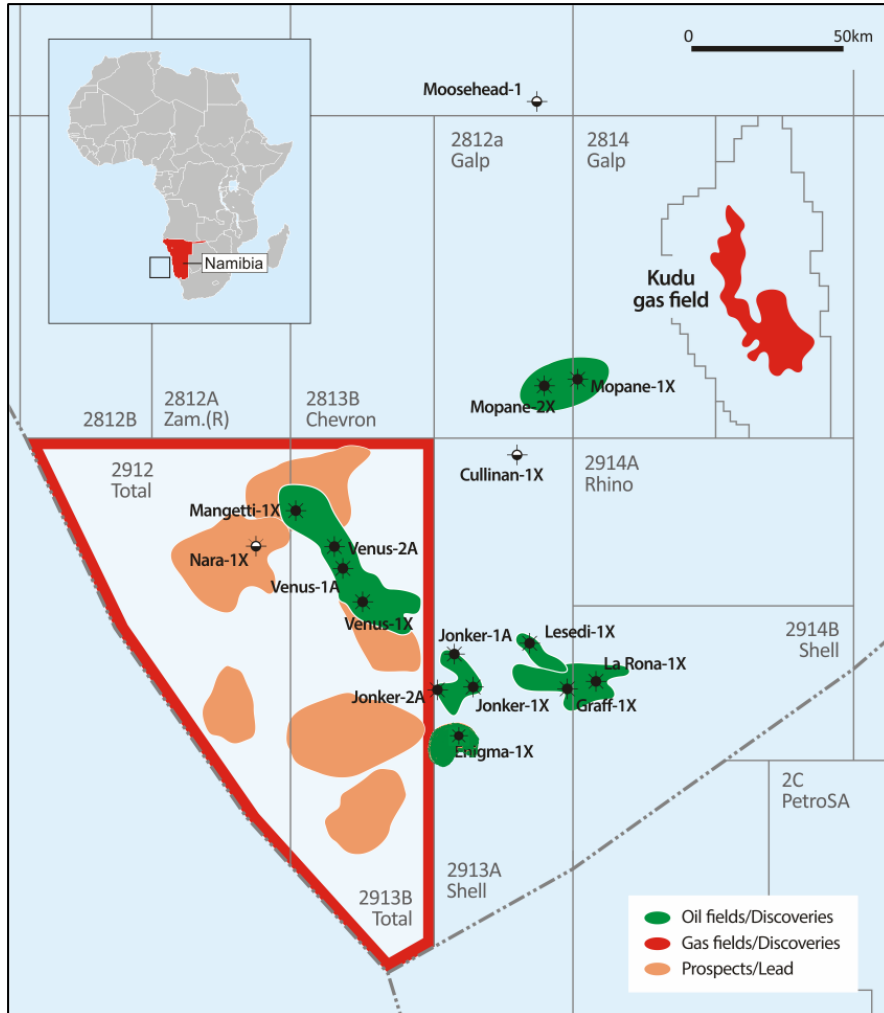
Block 3B/4B, South Africa

- Farm down with TotalEnergies and QatarEnergy
- Carried 17.0% interest¹
- On trend with the Namibian oil discoveries
- P50 prospective resource of ~4 bn boe²
- Catalysts for growth: potential to drill in 2025

Notes:

1. Farm down agreement announced on March 6, 2024. On completion of the transaction the Company will retain a carried 17.0% interest. Subject to customary approvals including that from the government of Namibia.
2. Based on the independent review of the Company's prospective resources completed by RISC Advisory (UK) Limited ("RISC"). The effective date of RISC's report is March 7, 2023. Please refer to the Reader Advisory slide for important details.

VENUS: WORLD-CLASS ASSET



Block 2913B/2912, Namibia

- Effective interest of ~3% through 31.1% shareholding in Impact O&G
- Impact O&G has 9.5%⁴ interest
- Venus: major light oil discovery
- FID expected in 2025 with first oil production in 2029
- All development costs carried through to first production
- Significant follow-on E&A opportunities

2.4 bn bbls recoverable

Wood Mackenzie estimate

"At least 1-2 bn barrels¹"

TotalEnergies' CEO on the scale of Venus

"We will continue to explore²"

TotalEnergies' CEO on Block 2913B

Multi-billion barrels³

Additional upside potential beyond Venus on Block 2913B

Catalysts for Growth

Fully carried for all costs through to 1st Oil

Impact's strategic farmout agreement bridges the gap between exploration and development on a large-scale project

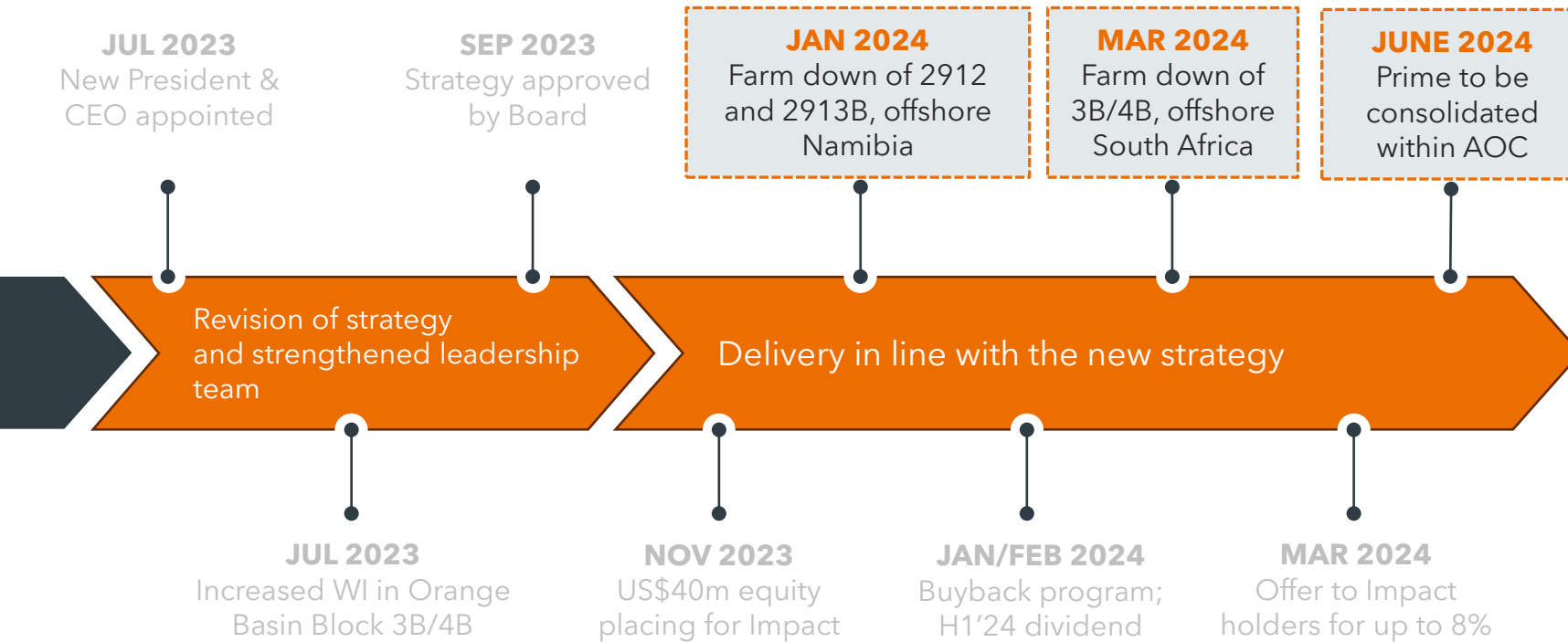
Notes:

1. and 2. Quotes taken from TotalEnergies' Capital Markets Day, 27th September 2023

3. AOC Management's view based on regional geology studies

4. Impact currently holds 20.0% in 2913B and 18.9% in 2912. On completion of the farm down agreement, it will hold 9.5% across both areas.

THREE KEY STRATEGIC TRANSACTIONS SIGNED



Major Steps in Capturing Significant Value (>US\$1bn)

Namibia 2912/2913B farm down with significant upside remaining



Block 3B/4B farm down: Carried exploration with transformational potential



Consolidation of Nigerian producing and development assets



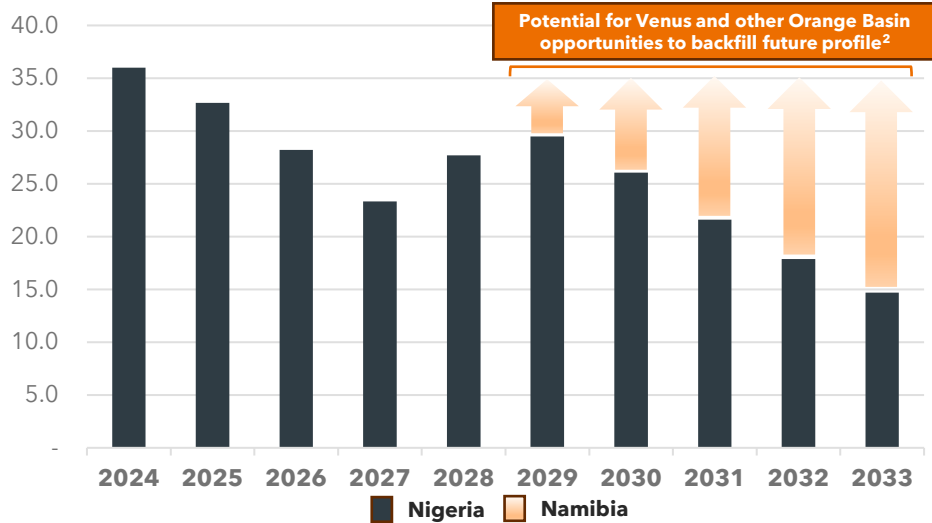
Funded High-Impact E&A Catalysts

Multiple drilling catalysts on Block 2913B (Namibia) and Block 3B/4B (South Africa) in the prolific Orange Basin - targeting multi-billion barrel prospects (gross) by end of 2025

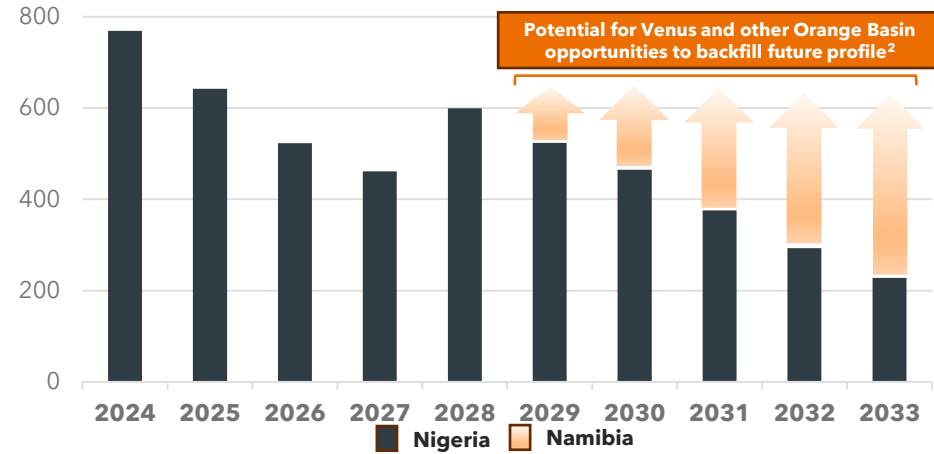


PRO-FORMA OUTLOOK: FUNDED PROJECTS SUPPORT THE BUSINESS¹

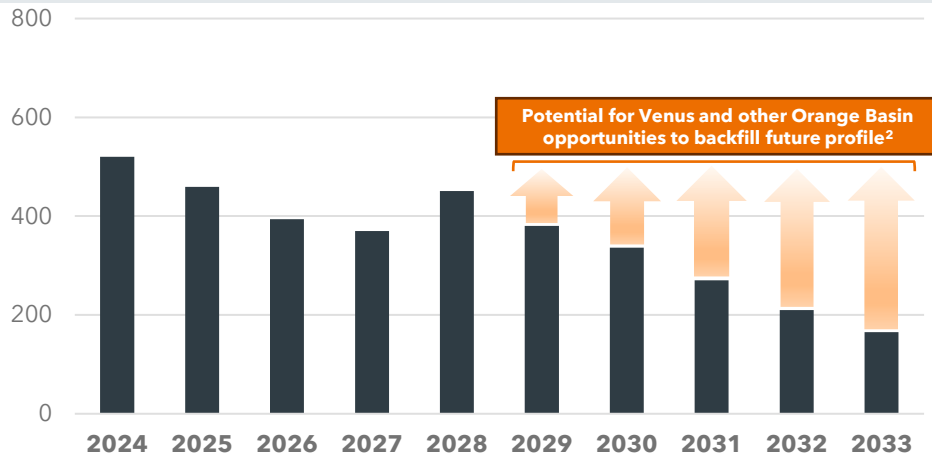
Net Entitlement Production (kboepd)



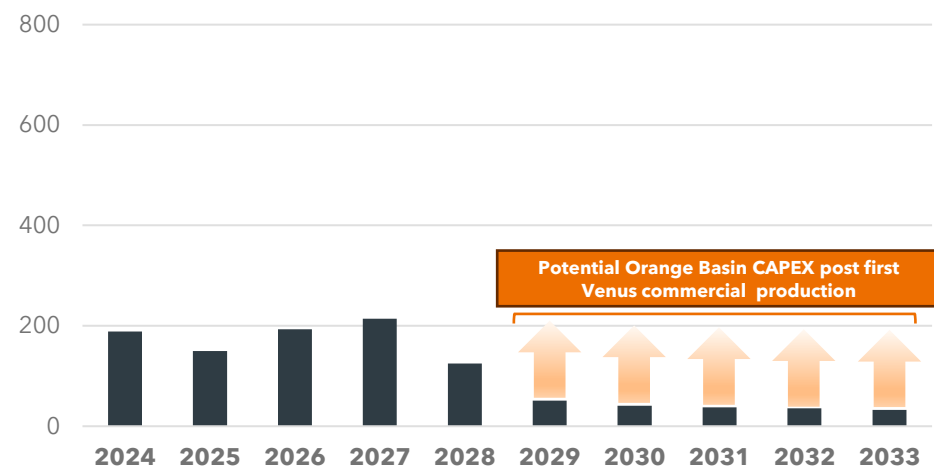
EBITDAX (US\$ million)^{3, 4}



Operating Cashflow (US\$ million)^{3, 4}



CAPEX (US\$ million)⁵

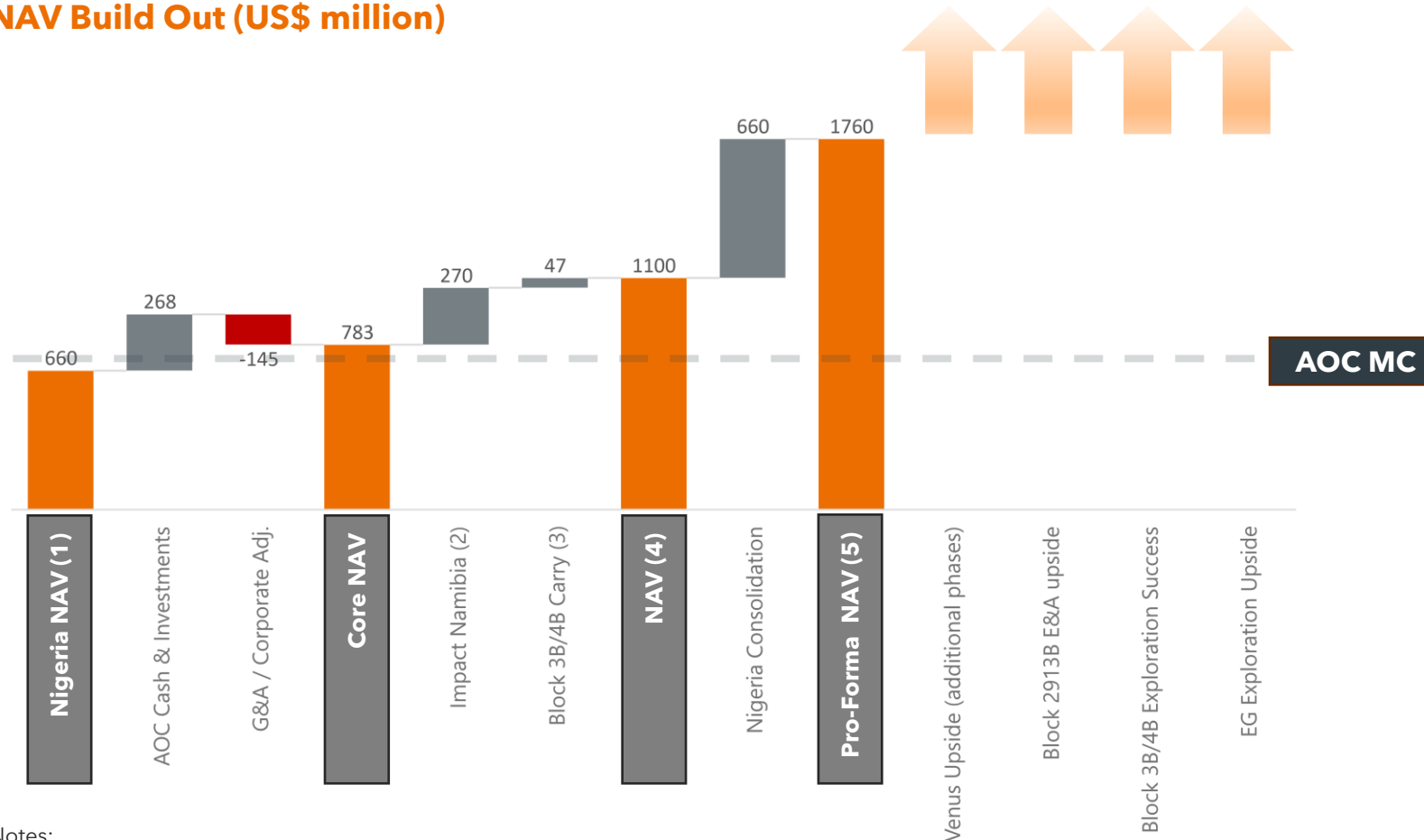


Notes:

(1) Pro-forma outlook for the enlarged company assuming completion of the Prime consolidation. Please refer to slides 15 and 3 for important Reader Advisory and Forward-Looking Statement notes; (2) Directional indication of the potential contribution from the core Venus development project to recover at least 1-2bn barrels of oil (gross field) based on public statements by the operator, as well as AOC's other Orange Basin opportunities. There can be no assurance there will be a commercial development of Venus or any other Orange Basin opportunity and no guidance is intended on the future performance levels of any commercial development; (3) Non-IFRS measures. Refer to slide 15 for important Reader Advisory. (4) 2-Yr Forward Curve + \$70LT inflated at 2%; and (5) Nominal Capex.

VALUE PROPOSITION

NAV Build Out (US\$ million)



Notes:

- (1) Based on AOC's NI 51-101 Statement of Reserves for YE'23. Asset GAV (13% discount rate) of US\$1,065m adjusted for 50% of Prime's net debt and Nigerian dividend W/H tax. Please refer to AOC's Annual Information Form for the asset valuation details. Refer to slide 15 for important Reader Advisory.
- (2) Based AOC's offer to Impact's minority shareholders.
- (3) Farm down deal consideration of \$47m for Block 3B/4B.
- (4) Based on the current issued share count of ~442m.
- (5) Based on the pro-forma total share count of ~686m.

Market Cap. (as of 14 Aug. 2024)
 ~US\$700m
 ~C\$960m

Share Price (as of 14 Aug. 2024)
C\$2.17
 36% discount to NAV (~C\$3.4/sh)⁴

Pro-Forma AOC NAV⁵
 ~C\$3.5/sh
 Compares to NAV (~C\$3.4/sh)

Corporate-level Cash
US\$185.6m
 As of End June 2024

FOCUSED CAPITAL ALLOCATION TO ANCHOR SHAREHOLDER RETURNS

Capital Allocation Priorities of Pro-Forma AOC

Balance Sheet Strength

- Minimum liquidity US\$150MM
- Maintain LTM Net Debt / EBITDAX < 1.0x
- Re-finance Prime debt/RBL at appropriate time to optimise leverage and reduce cost of debt

Shareholder Returns

- **Annual base dividend of US\$100MM** that is determined by the Board to be sustainable in a range of through cycle oil price scenarios ("Base Dividend")
- Annual commitment to **distribute at least 50% of excess annual free cash flow** after Base Dividend payments in supplementary dividends and / or share repurchases

Organic Growth

- 1** Increase short cycle production growth
- 2** Development of further production
- 3** Exploration limited to a small percentage of total annual capex

Inorganic Growth

- Pursue opportunities in Africa and certain select jurisdictions
- Support of new cornerstone shareholder with long-term commitment to oil and gas
- Adhere to strict strategic, financial and operational criteria

Differentiated Independent E&P Investment Case Delivering Compelling Total Shareholder Returns



High netback
production from
world-class offshore
assets with tier-1
operators



Funded organic
growth
opportunities
underpin long-term
production outlook



Robust balance
sheet with low debt
with material
liquidity headroom



Transparent and
committed
shareholder returns
policy

Positioned to be a leading player in consolidation of the Independent E&P space

READER ADVISORY

Accounting for Africa Oil's (Africa Oil, AOC or the Company) Interest in Prime

The 50% shareholding in Prime is accounted for using the equity method and presented as an investment in joint venture in the Consolidated Balance Sheet. Africa Oil's 50% share of Prime's net profit or loss will be shown in the Consolidated Statements of Net Income/Loss and Comprehensive Income/Loss. Any dividends received by Africa Oil from Prime are recorded as Cash flow from Investing Activities.

Non-IFRS Measures

References are made to "Earnings Before Interest, Tax, Depreciation, Amortization and Exploration Expenses ("EBITDAX"), free cash flow to firm ("FCF") and free cash flow to equity ("FCFE"). These are not generally accepted accounting measures under International Financial Reporting Standards (IFRS) and do not have any standardized meaning prescribed by IFRS and, therefore, may not be comparable with definitions of EBITDAX, FCF and FCFE that may be used by other public companies. Non-IFRS measures should not be considered in isolation or as a substitute for measures prepared in accordance with IFRS. Management believes that non-IFRS measures are useful supplemental measures that may assist shareholders and investors in assessing the cash generated by and the financial performance and position of the Company. Management also uses non-IFRS measures internally in order to facilitate operating performance comparisons from period to period, prepare annual operating budgets and assess the Company's ability to meet its future capital expenditure and working capital requirements. EBITDAX and FCF presented in this document represent Prime's metrics net to Africa Oil's 50% shareholding in Prime:

- FCF - calculated as operating cash flow less capital expenditures less general, administration and depreciation expenses before depreciation. FCF represents the amount of cash that is generated and is available for interest payments and repaying debt.
- FCFE - calculated as FCF less interest costs and debt principal repayments and represents the amount of cash that is available for distribution to shareholders.
- EBITDAX is calculated as net result before financial items, taxes, depletion of oil and gas properties, exploration costs, impairment costs and depreciation and adjusted for non-recurring profit/loss on sale of assets and other income.

Oil and Gas Information

The reserves estimates presented have been evaluated by RISC in accordance with NI 51-101 and the COGE Handbook, are effective December 31, 2022. The reserves presented herein have been categorized accordance with the reserves and resource definitions as set out in the COGE Handbook. The estimates of reserves in this press release may not reflect the same confidence level as estimates of reserves for all properties, due to the effects of aggregation. The production forecast are based on the RISC report prepared for the Company dated February 2023, effective as of December 31, 2022.

Aggregate oil equivalent production data are comprised of light and medium crude oil and conventional natural gas. These production rates only include sold gas volumes and not those volumes used for fuel, reinjected or flared. Net entitlement production is calculated using the economic interest methodology and includes cost recovery oil, tax oil and profit oil and is different from working interest production that is calculated based on project volumes multiplied by Prime's effective working interest in each license.

The terms BOE (barrel of oil equivalent) is used throughout this press release. Such terms may be misleading, particularly if used in isolation. Production data are based on a conversion ratio of six thousand cubic feet per barrel (6 Mcf: 1 bbl). This conversion ratio is based on an energy equivalency conversion method primarily applicable at the burner tip and does not represent a value equivalency at the wellhead. Given that the value ratio based on the current price of crude oil as compared to natural gas is significantly different from the energy equivalency of 6:1, utilizing a conversion on a 6:1 basis may be misleading as an indication of value.

Slides 6 and 12

These slides contain estimates for future production, EBITDA, CFFO and CAPEX. These are based on the Company's NI 51-101 document (see below for more details) and AOC management's internal estimates. These constitute forward looking statements and there is no guarantee that actual results will be in line with these estimates. These represent management's best estimates at present time, are subject to various uncertainties, and future performance of the assets can't be guaranteed. Please refer to Forward-Looking Statements on the next slide for more details. In relation to Namibia AOC management's view is directional and based on public statements by the operator regarding potential scale of recoverable resources there is no assurance there will be a commercial development for the Venus oil discovery.

Slide 15

RISC report has been prepared in accordance with Canadian National Instrument 51-101 - Standards for Oil and Gas Activities ("NI 51-101"), the Canadian Oil and Gas Evaluation Handbook ("COGE Handbook") and the Petroleum Resources Management System 2018 ("PRMS"). RISC has reviewed the prospective resources and probability of geological success of an inventory of exploration prospects within Block 3B/4B and have reported total unrisks gross P50 prospective resources of approximately 4 billion boe. Probability of success ranges from 11% to 39% over the 24 prospects identified. The full report is available on the Company's website.

All dollar amounts are in United States dollars unless otherwise indicated.

AFRICA OIL CORP.

THANK YOU

For further information, please contact:

SHAHIN AMINI

Investor Relations

shahin.amini@africaoilcorp.com

+44 (0) 20 8017 1511

WWW.AFRICAOILCORP.COM